

P-Bag

P-Bag

A new urine collector designed for **both** women and men.

Replaces bedpan & urinary bottle and can be used in:

- Hospitals
- Elderly homes/Nursing homes
- Homecare
- Leisure and sports

Saves time & money while providing better environment for patients and personnel.



Fields of application

- Substitute for bedpan and urine bottle in emergency & nursing wards, as well as in home care & elderly homes.
- Situations where it is difficult to visit a toilet.
- Elucidation of urinary incontinence.
- During ambulance or prisoner transports.
- For patients on rehabilitation or wheel chair users.
- During excursions for elderly and/or handicapped.
- During different types of sports, such as scuba diving and sport plane flying.
- In a car during traffic jams.
- etc.



Advantages

for personnel and patients.

- No heavy lifting of patients onto bedpans is necessary => healthier backs.
- Less exchanging of linen in beds due to spillage from bedpan/bottle => lower costs.
- No washing of bedpan/bottles => quicker handling & lower energy usage.
- P-bag closes after use and does not emit unpleasant odour, like open containers/bottles.
- Comfortable positions for patients.
- Provides dignity and less stress for patients as they often can urinate without assistance from personnel.



Gives better environment for personnel and patients!

How to use the P-Bag


Connection of funnel and bag before use.

1. Connect the two parts by placing the funnel in the ring on the bag and press downwards until it “clicks” into position.
2. Then turn the handle sideways until it points upwards.



How to use the P-Bag


For a man there is no change compared to using an urinary bottle.
For a woman the four proposed positions below can be used.



How to use the P-Bag

Measuring urine volume and destruction of P-bag after up to 24 hour use.

1. Hold the P-Bag as shown when reading the quantity of urine. Exact volume can be measured by weighing the bag and deducting bag & funnel weight of totally 50 grams.
2. Open the bag at the tear mark on the upper bag edge. Empty the bag.
3. Rinse the funnel with tap water.
4. Funnel/bag separates easily by pressing on the middle of the funnel and twisting upwards.
5. Reuse the funnel for next bag or dispose entire P-bag unit. Funnel should only be reused by the same patient.



P-Bag Order and Technical information.

Article No. A, B or C for colour	P-Bag Confection	Units per package Funnels / bags	Units per carton Funnels / bags
100005 - (A, B or C)	30/30	No packages	30 / 30
100006 - (A, B or C)	Standard	No packages	10 / 100
100009 - (A, B or C)	Funnels	No packages	100
100010 - (A, B or C)	Bags	No packages	150
100012 - (A, B or C)	Single	1 / 10	10 / 100



Bag size: 15 * 32 cm (~ 6 *12.5 inch) **Capacity:** 1500 ml


Material: Funnel & Bag – Polyethylene **Weight:** Funnel & Bag = 50 g

Colours: white bag with blue text - hospital (A), blue bag – homecare & leisure (B) and green bag – military (C). Funnel is white (A, B) or green (C).

Environmental impact

- Polyvinyl chloride (PVC) or similar commonly used plastics in disposable materials may not be burned due to the **high toxic** content in the plastic. P-Bag is produced through a patented method from polyethylene (PE), a plastic with **very low** environmental impact.
- Combustion of 5 kg empty P-Bags provides the same energy as 7 kg heating oil and the emission into air from the P-Bags consists of 65% H₂O (water) and 35% CO₂.

As a comparison, emission from burning heating oil amounts to 92% SO₂. (Sulphurdioxide)



For more information please contact us:

In Scandinavia:

CAS AB, Box 310, SE-532 38 Skara

Tel. +46 511 163 70

Fax +46 511 18082

Email: info@casab.se

Outside Scandinavia :

Anagram AG, Oberstrasse 16, PO Box, CH-3360 Herzogenbuchsee

Tel. +41 62 956 60 60

Fax. +41 62 956 60 69

Email: info@anagram.ch